



Spreading of Ammonium Sulphate and Kali with Bredal type: B2 / B3 / B4 / B6 / B8

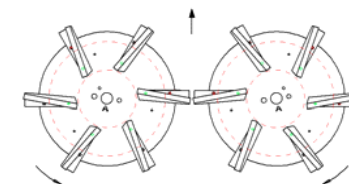
As Kali and Ammonium Sulphate runs slowly on the floor belt, it is important to give the right dosage, to have a higher rear door opening and a slower floor belt speed. (see chapter about dosage calibration in service manual)

Remember always to make a spread test in the field when spreading Ammonium Sulphate and Kali fertilizer.

Work width	RPM on PTO.	Down chute	Down chute B2-B6 before 1990	Down chute B4-B6 year 1991- 1997
12 m	500	2	(A measure) 155 mm	(A measure) 205 mm
15 m	700	2	(A measure) 155 mm	(A measure) 205 mm
16 m	700	2	(A measure) 155 mm	(A measure) 205 mm
18 m	750	3	(A measure) 165 mm	(A measure) 215 mm
20 m	750	4	(A measure) 175 mm	(A measure) 225 mm
24 m*	900	5,5	(A measure) 190 mm	(A measure) 240 mm

* Only a strong quality of Ammonium Sulphate or Kali can be spread on 24 m.

These settings are only for spreaders mounted with round spread discs with 6 vanes (type "A").








Spreading of Ammonium Sulphate and Kali with Bredal type: F2 / A2 / TX

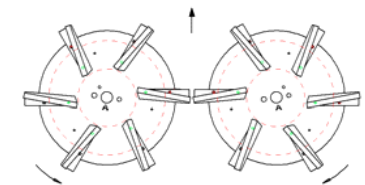
As Kali and Ammonium Sulphate runs slowly on the floor belt, it is important to give the right dosage, to have a higher rear door opening and a slower floor belt speed. (see chapter about dosage calibration in service manual)

Remember always to make a spread test in the field when spreading Ammonium Sulphate and Kali fertilizer.

Work width 	RPM on PTO. 	Down chute 
12 m	450	2
15 m	540	3
16 m	540	3
18 m	600	5
20 m	700	5,5
24 m	900	7

* Only a strong quality of Ammonium Sulphate or Kali can be spread on 24 m.



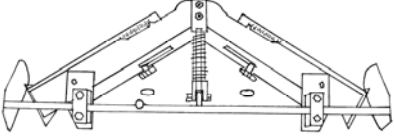
These settings are only for spreaders mounted with round spread discs with 6 vanes (type "A").



Spreading of Ammonium Sulphate and Kali with Bredal type: K40 – K135

As Kali and Ammonium Sulphate runs slowly on the floor belt, it is important to give the right dosage, to have a higher rear door opening and a slower floor belt speed. (see chapter about dosage calibration in service manual)

Remember always to make a spread test in the field when spreading Ammonium Sulphate and Kali fertilizer.

<p>Work width</p> 	<p>RPM on PTO.</p> 	<p>Down chute</p> 
12 m	450	3
15 m	540	4
16 m	540	4
18 m	600	5
20 m	700	5,5
24 m	900	7

Bredal garanterer ikke for resultatet af spredning efter disse retningslinier

* Only a strong quality of Ammonium Sulphate or Kali can be spread on 24 m.

These settings are only for spreaders mounted with round spread discs with 6 vanes (type "A").

